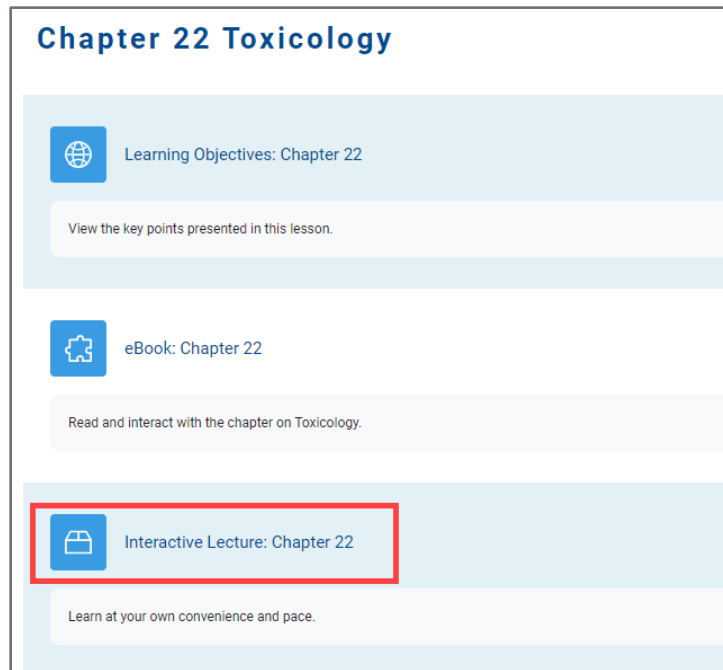





How to Use Interactive Lectures

This document provides steps for completing and using the features within Navigate's Interactive Lectures. Note, images and features may vary from title to title. Interactive Lecture content is also only available in select course packages.

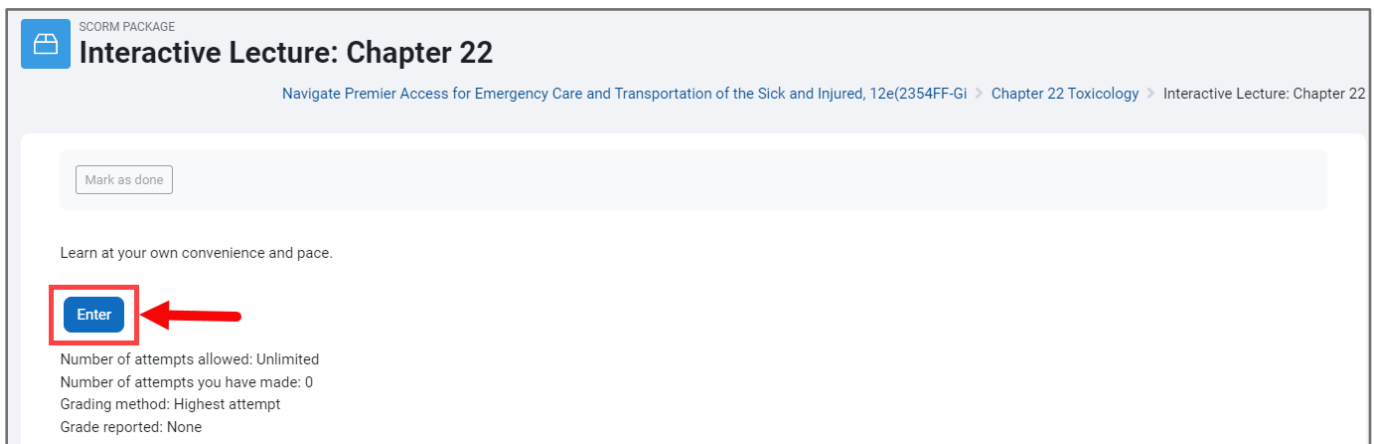
1. Navigate to the lecture you would like to view and click on it.



Chapter 22 Toxicology

-  Learning Objectives: Chapter 22
View the key points presented in this lesson.
-  eBook: Chapter 22
Read and interact with the chapter on Toxicology.
-  **Interactive Lecture: Chapter 22**
Learn at your own convenience and pace.

2. Click the **Enter** button on the next page.





SCORM PACKAGE
Interactive Lecture: Chapter 22

Navigate Premier Access for Emergency Care and Transportation of the Sick and Injured, 12e(2354FF-Gi) > Chapter 22 Toxicology > Interactive Lecture: Chapter 22

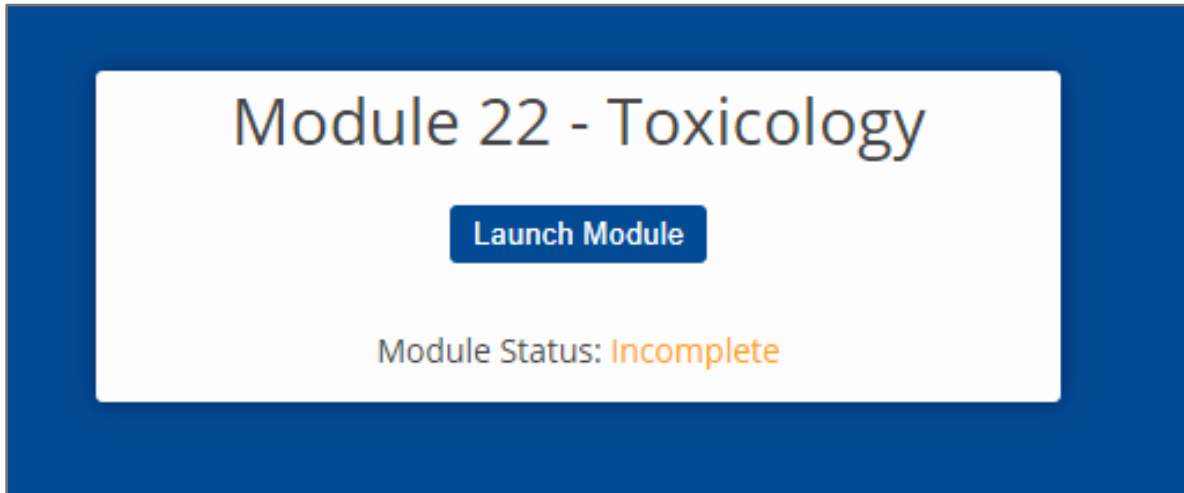
Mark as done

Learn at your own convenience and pace.

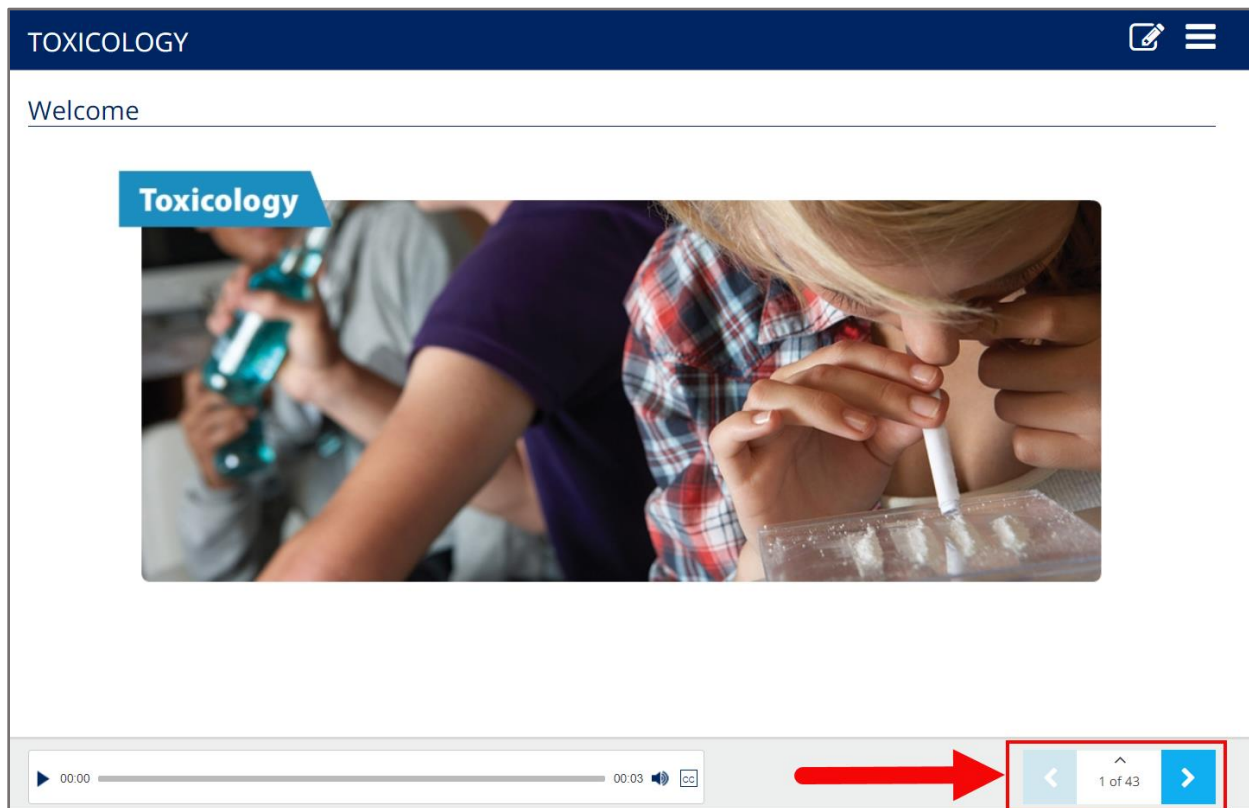
 

Number of attempts allowed: Unlimited
Number of attempts you have made: 0
Grading method: Highest attempt
Grade reported: None

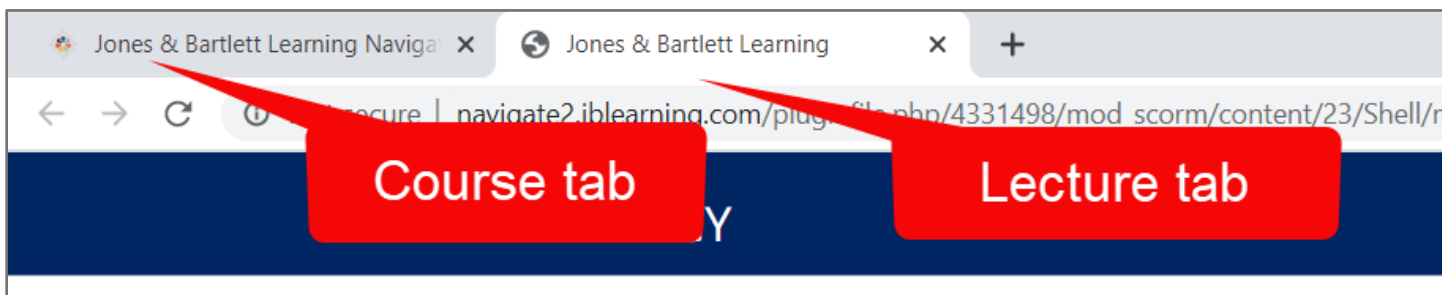
3. The lecture launch page opens, displaying the lecture title, launch button, and completion status. When ready, click the **Launch Module** button to begin the lecture.



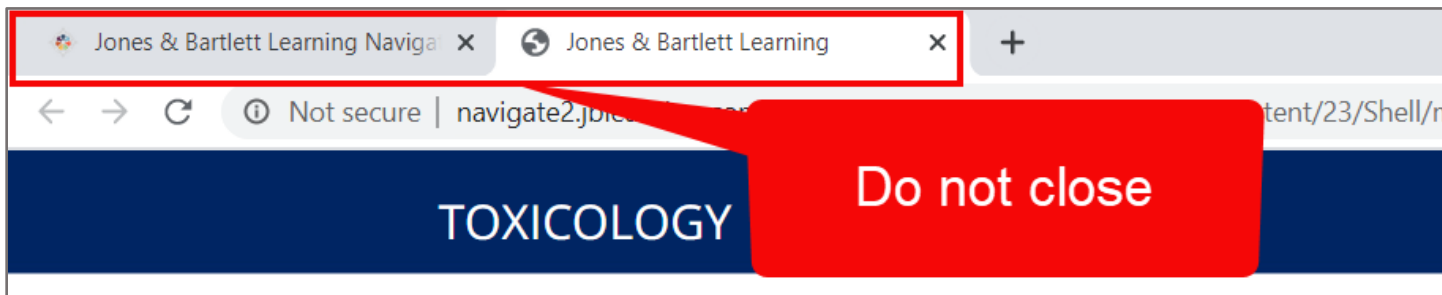
4. The module opens in a new tab where you may proceed through the slides using the navigation buttons at the bottom-right of the window.



5. Make sure that you only have your course and lecture module tabs open in your web browser. It is very important not to open additional tabs or windows to browse other websites while you are actively completing a lecture, as these actions may disrupt your progress tracking in the course.



6. Equally important, make sure you do not close any of the active Navigate course pages. Be sure to leave them open to maintain connectivity.



Technical Support: www.jblearning.com/techsupport | support@jblearning.com | 1-978-443-5000 | M-F 8:30am – 8:00pm

- Using the toolbar at the bottom of each slide, you may adjust your volume, toggle on Closed Captioning, and/or change the narration speed where applicable.

Toxicology



00:00 00:03



< 1 of 43 >

Technical Support: www.jblearning.com/techsupport | support@jblearning.com | 1-978-443-5000 | M-F 8:30am – 8:00pm


8. Many slides contain interactive features, such as keywords and images, which can be clicked on for a more information or a closer look.

TOXICOLOGY

Identifying the Patient and the Poison

- ▶ **Toxicology** is the study of toxic or poisonous substances.
- ▶ A **poison** is any substance whose chemical action can damage body structures or impair body function.
- ▶ A **toxin** is a poisonous substance produced by bacteria, animals, or plants that acts by changing the normal metabolism of cells or by destroying them.
 - Toxins can have:
 - Acute effects (for example, an injection of heroin may cause respiratory arrest)
 - Chronic effects (for example, years of substance abuse may lead to a weakened immune system)
- ▶ **Substance abuse** is the misuse of any substance to produce a desired effect.
 - A common complication of substance abuse is **overdose**.
- ▶ If you have any suspicion that an **ingestion** (swallowing) or exposure to a toxic substance has occurred, notify medical control and begin emergency treatment immediately.

ingestion
Swallowing; taking a substance by mouth.



Click for the term's definition.

00:10 00:29 3 of 43

9. You may also record your own written notes to accompany any individual slide as needed.

TOXICOLOGY



Click the pencil icon to open the note-taking tool.

Identifying the Patient and the Poison

- ▶ **Toxicology** is the study of toxic or poisonous substances.
- ▶ A **poison** is any substance whose chemical action can damage body structures or impair body function.
- ▶ A **toxin** is a poisonous substance produced by bacteria, animals, or plants that acts by changing the normal metabolism of cells or by destroying them.
 - Toxins can have:
 - Acute effects (for example, an injection of heroin may cause respiratory arrest)
 - Chronic effects (for example, years of substance abuse may lead to a weakened immune system)
- ▶ **Substance abuse** is the misuse of any substance to produce a desired effect.
 - A common complication of substance abuse is **overdose**.
- ▶ If you have any suspicion that an **ingestion** (swallowing) or exposure to a toxic substance has occurred, notify medical control and begin emergency treatment immediately.



Identifying the Patient and the Poison

- ▶ **Toxicology** is the study of toxic or poisonous substances.
- ▶ A **poison** is any substance whose chemical action can damage body structures or impair body function.
- ▶ A **toxin** is a poisonous substance produced by bacteria, animals, or plants that acts by changing the normal metabolism of cells or by destroying them.
 - Toxins can have:
 - Acute effects (for example, an injection of heroin may cause respiratory arrest)
 - Chronic effects (for example, years of substance abuse may lead to a weakened immune system)
- ▶ **Substance abuse** is the misuse of any substance to produce a desired effect.
 - A common complication of substance abuse is **overdose**.
- ▶ If you have any suspicion that an **ingestion** (swallowing) or exposure to a toxic substance has occurred, notify medical control and begin emergency treatment immediately.

Enter notes here. They will save automatically when you close the pop-up.

NOTES

Identifying the Patient and the Poison

Add notes here:

[Access my notes](#)

[Delete this note](#)

10. Periodically, you may encounter a knowledge check or question based on the subject matter being presented. You must answer these questions correctly before you are able to continue to the next slide.

TOXICOLOGY

Knowledge Check

Review your knowledge of the material by answering the following questions. Select whether each statement listed is true or false.

Ingested poisoning is usually accidental in adults.
Correct. Ingested poisoning is usually accidental in children and deliberate in adults.

Opioids, sedatives, and barbiturates slow breathing, so ventilatory complications are a concern.
Correct. You should be prepared to provide aggressive ventilatory support and CPR, if necessary, to a patient who has ingested an opioid, a sedative, or a barbiturate, each of which can cause depression of the central nervous system (CNS) and slow breathing.

When dealing with an absorbed poison, you should flush the skin of the affected area with an alcohol rinse for 15 to 20 minutes.
Correct. When dealing with an absorbed poison, you should flush the skin of the affected area with clean water (not alcohol) for 15 to 20 minutes.

Most poisons do not have an antidote.
Correct. Most poisons do not have an antidote.

00:00 ————— 00:07

13 of 43

Clickable once questions are answered correctly.

11. If you need to step away from your device and continue the lecture later, make sure that you close out the active lecture window so that your session does not time-out and you do not lose your progress.

Jones & Bartlett Learning Naviga x Jones & Bartlett Learning

Not secure | navigate2.jblearning.com/pluginfile.php/4331498/mod_scorm/content/23/Shell/main.html

TOXICOLOGY

Knowledge Check

Review your knowledge of the material by answering the following questions. Select whether each state

Ingested poisoning is usually accidental in adults.

Technical Support: www.jblearning.com/techsupport | support@jblearning.com | 1-978-443-5000 | M-F 8:30am – 8:00pm

12. You may reopen the lecture when you return and are ready to pick up where you left off.



13. At the end of each lecture, you may be required to complete a ten-question quiz.

The screenshot shows a video player interface for a 'TOXICOLOGY' module. The video title is 'Module Quiz' and it is 'Question 1 of 10'. A red arrow points to the 'Module Quiz' text. Below the title, there is a question: 'You are assessing a 28-year-old patient and you notice he has pinpoint pupils. You suspect a drug overdose. What drug is the likely cause of this phenomenon?'. There are four radio button options: Cocaine, Heroin, Alcohol, and Methamphetamine. A 'Submit' button is located below the options. At the bottom of the player, there is a progress bar showing 00:01 / 00:07, a volume icon, a closed captioning icon, and navigation buttons for back, up, and forward, with '42 of 43' displayed in the center.

Technical Support: www.jblearning.com/techsupport | support@jblearning.com | 1-978-443-5000 | M-F 8:30am – 8:00pm





14. After selecting the best answer choice available for each question, continue through all the lecture slides until you have reached the last slide to successfully complete the lecture and report your quiz grade. You may click the **Close Module** button when finished.




TOXICOLOGY  



Module Completed

Congratulations! You've completed the Toxicology module.









Close Module 



00:00  00:06  

 43 of 43 

15. You can confirm your completion status by reviewing the corresponding lecture quiz score in your gradebook.

	 Lecture: Chapter 19	-	-	0-100	-
	 Lecture: Chapter 20	-	-	0-100	-
	 Lecture: Chapter 21	-	90.00	0-100	90.00 %
	 Lecture: Chapter 22	-	-	0-100	-
	 Lecture: Chapter 23	-	-	0-100	-

Technical Support: www.jblearning.com/techsupport | support@jblearning.com | 1-978-443-5000 | M-F 8:30am – 8:00pm

16. If you have previously completed a lecture and are retaking it later, the module will automatically begin a new attempt for tracking. This is the reason your Module Status displays as Incomplete even when you have already completed it.



17. The highest score you achieve across multiple attempts will always be the final grade reflected in your grades.