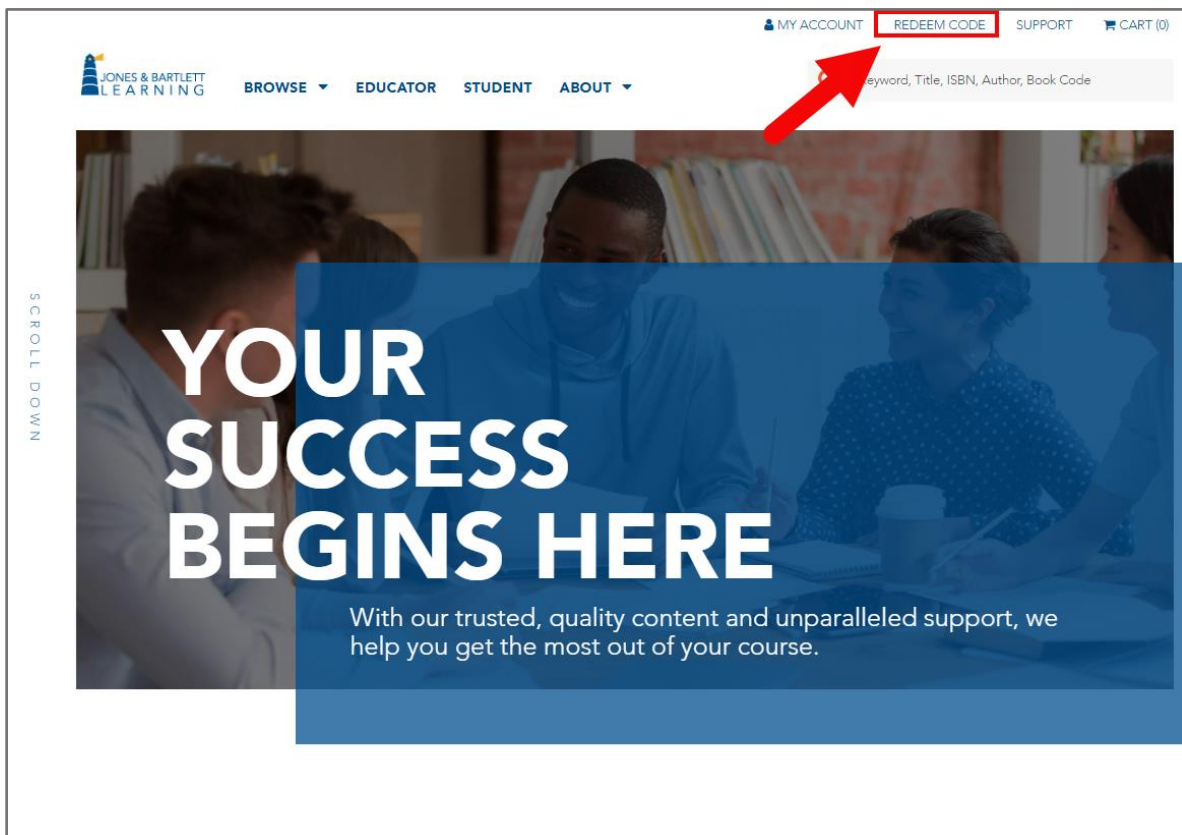


## How to Redeem an Access Code and Create an Account

*This document contains instructions on how to redeem a 10-digit access code and create a new user account to start your access to a Jones & Bartlett Learning digital product.*

1. Open your web browser and navigate to [www.jblearning.com](http://www.jblearning.com). We generally recommend using either Firefox or Chrome browsers for an optimal user experience.
2. From the Jones & Bartlett homepage, click the **Redeem Code** option from the right of the horizontal menu at the top of the page.



Technical Support: [www.jblearning.com/techsupport](http://www.jblearning.com/techsupport) | [support@jblearning.com](mailto:support@jblearning.com) | 1-978-443-5000 | M-F 8:30am – 8:00pm

3. Proceed by reading the Terms and Conditions page that opens. Scroll down as necessary, then click the **Agree** button to continue.

Terms of Use

Please read and accept the following terms to continue.

**Terms & Conditions**  
Updated 2023-05-31  
[Terms & Conditions](#)  
 Yes, I agree to the Terms & Conditions

**Privacy Policy**  
Updated 2023-03-31  
[Privacy Policy](#)  
[Notice for California Residents](#)  
 Yes, I agree to the Privacy Policy

[Do Not Agree](#) [Agree](#)

Callout boxes: "Read the linked policies" points to the Terms & Conditions link. "Check the agreement boxes" points to the checked checkboxes.

4. The **Redeem an Access Code** page opens where you must enter your 10-digit code in the **Access Code** field, then click the **Redeem** button.

JONES & BARTLETT LEARNING  
An Ascend Learning Company

English - EN TECHNICAL SUPPORT REDEEM CODE

Redeem an Access Code

Redeem your Access Code below to set up an account and access your content.

Access Code (Required) <sup>?</sup>

Access Code

Redeem

Callout box: "Enter in 10-digit access code here and then click 'Redeem.'" points to the Access Code input field and the Redeem button.

Already have an account?  
Log in to redeem your Access Code.

Need help?  
Contact us today.

The course may require Adobe Flash to deliver the content. Over 98% of computers on the internet have Flash already installed, but you may want to visit the Adobe web site to download and install the latest version: <http://get.adobe.com/flashplayer>. Adobe will be ending support of Flash Player on December 31, 2020. To ensure that there is no interruption to your course, Jones & Bartlett Learning is currently in the process of converting all online courses to HTML5.

Technical Support: [www.jblearning.com/techsupport](http://www.jblearning.com/techsupport) | [support@jblearning.com](mailto:support@jblearning.com) | 1-978-443-5000 | M-F 8:30am – 8:00pm

5. The code is processed, and a new optional **Course ID** field will open if applicable. Course IDs are required in the event you are enrolling in an instructor-led course.
- If you know your course ID at this time, you may enter it in the **Course ID** field provided.
  - If not, you may leave it blank and click the Continue button as you can enroll in your course ID at any time.
  - If your access code has unlocked multiple products requiring course IDs, this page will not appear, and you will instead be directed to the page in the next step (#6). The option for entering your course IDs is covered in Step 9c of this document.

### Redeem an Access Code

If you have your Course ID enter it now, or leave this field blank and enter it after you have registered.

Redeem your Access Code below to set up an account and access your content.

Access Code (Required) ⓘ

Course ID (Optional) ⓘ

Continue

**If applicable, you may enter in your course ID at his time. Course IDs must be retrieved from your instructor.**

[Already have an account?](#)  
Log in to redeem your Access Code.

[Need help?](#)  
Contact us today.

The course may require Adobe Flash to deliver the content. Over 98% of computers on the internet have Flash already installed, but you may want to visit the Adobe web site to download and install the latest version: <http://get.adobe.com/flashplayer>. Adobe will be ending support of Flash Player on December 31, 2020. To ensure that there is no interruption to your course, Jones & Bartlett Learning is currently in the process of converting all online courses to HTML5.

6. Review and confirm your product information on the following page, then click the **Confirm and create new account** button.

Confirm the details of your Access Code below.

**Navigate 2 Premier Access for Emergency Care and Transportation of the Sick and Injured, Eleventh Edition**  
Access Code: 2752756347


[Already have an account?](#)  
Log in to redeem your Access Code.

[Need help?](#)  
Contact us today.

[Confirm with existing account](#) [Confirm and create new account](#) [Cancel](#)

**Click to continue creating your account**

7. On the next page, complete the fields required to create your personal user account, scrolling down as necessary. Please note, all fields under the **Account Information** and **Contact Information** sections are required unless otherwise identified as “Optional.”

 **JONES & BARTLETT LEARNING**  
An Ascend Learning Company

English - EN TECHNICAL SUPPORT REDEEM CODE

Create an Account

All information is required unless otherwise noted.

**Account Information**

Email Address

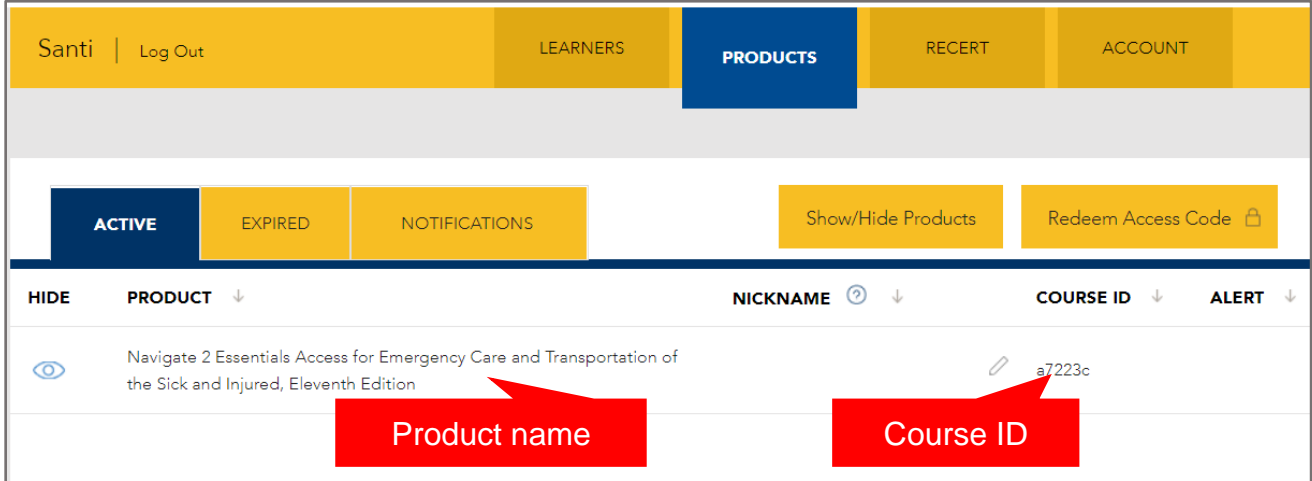
Re-enter Email Address

Password

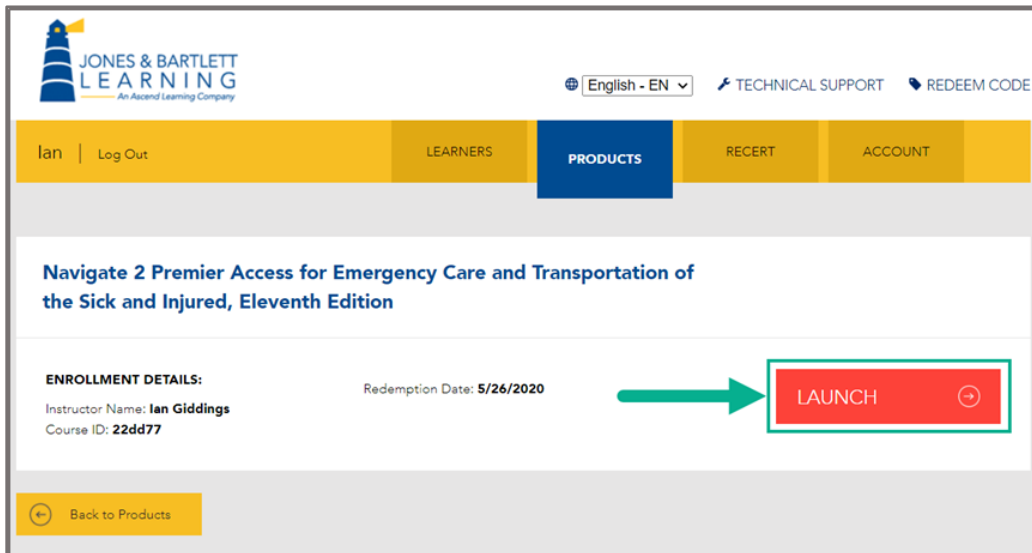
Re-enter Password

Technical Support: [www.jblearning.com/techsupport](http://www.jblearning.com/techsupport) | [support@jblearning.com](mailto:support@jblearning.com) | 1-978-443-5000 | M-F 8:30am – 8:00pm

8. When you are done entering in the required details, click the **Create Account** button at the bottom of the page. Your My Account page will open, displaying your new product and Course ID if applicable.

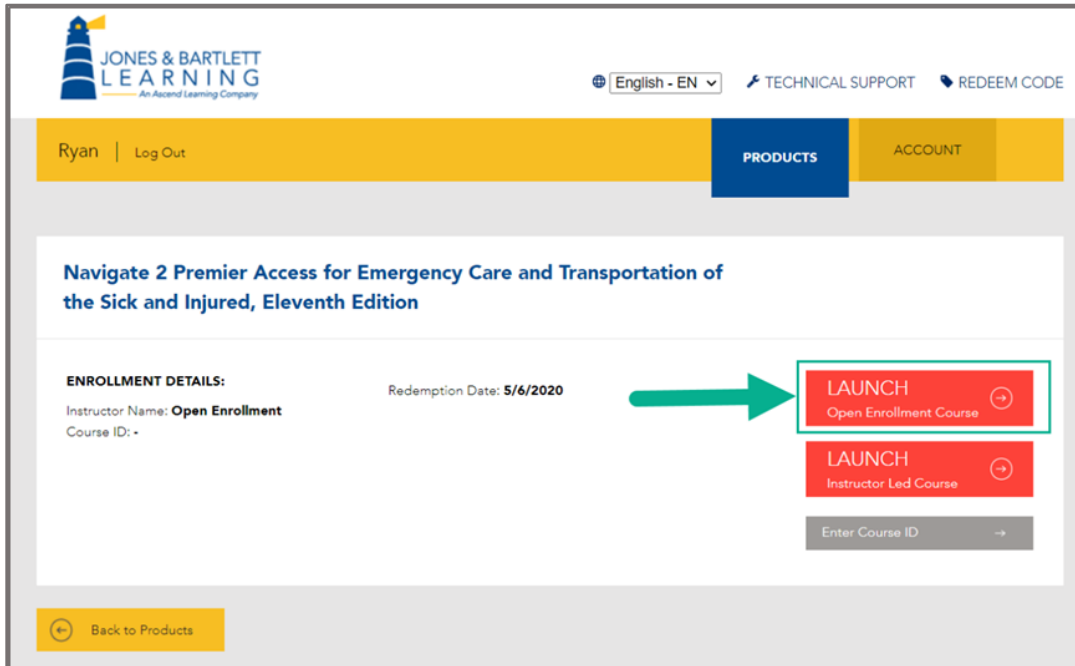


9. To open your product, click on its name. This takes you to a launch page for the first time, displaying various options depending on your product type.
- If you are accessing a standalone eBook, self-paced course, or if you previously entered your course ID during registration, you may click the red **LAUNCH** button to begin using your product.

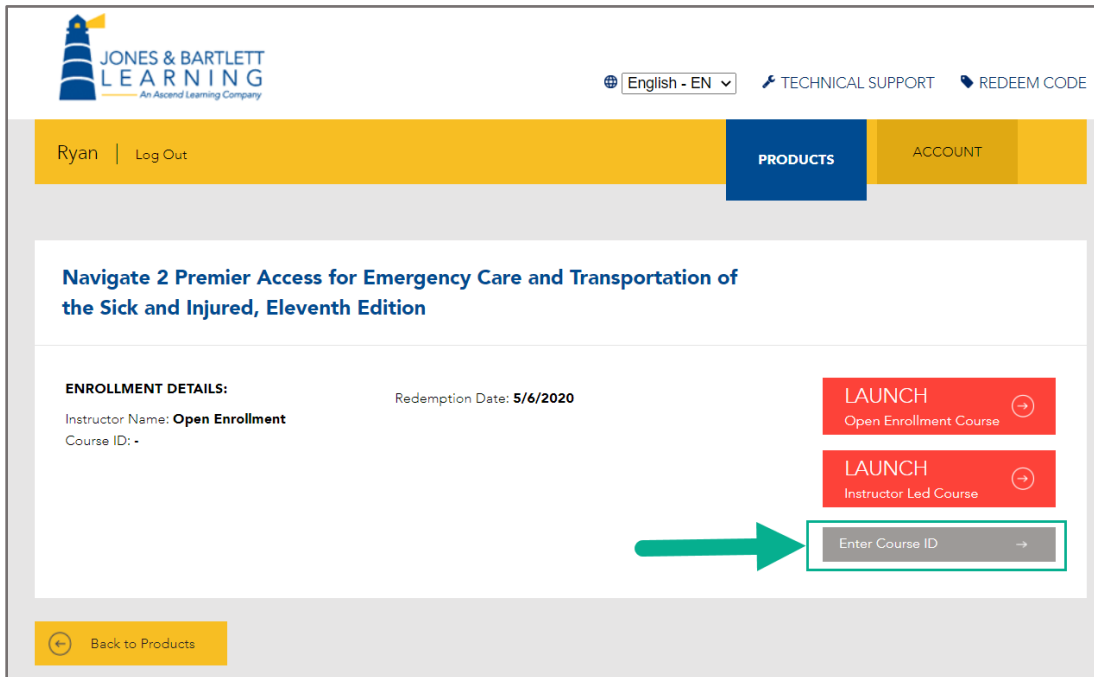


Technical Support: [www.jblearning.com/techsupport](http://www.jblearning.com/techsupport) | [support@jblearning.com](mailto:support@jblearning.com) | 1-978-443-5000 | M-F 8:30am – 8:00pm

- b. If you are accessing digital content independently and do not need to enroll in an instructor-led course, click the **LAUNCH Open Enrollment Course** button.



- c. If you are enrolling in an instructor-led course and have not yet entered a course ID, you may use the gray **Enter Course ID** button on this page to enter it and enroll in your course. If you don't know your Course ID, please consult your instructor or course administrator.



Technical Support: [www.jblearning.com/techsupport](http://www.jblearning.com/techsupport) | [support@jblearning.com](mailto:support@jblearning.com) | 1-978-443-5000 | M-F 8:30am – 8:00pm