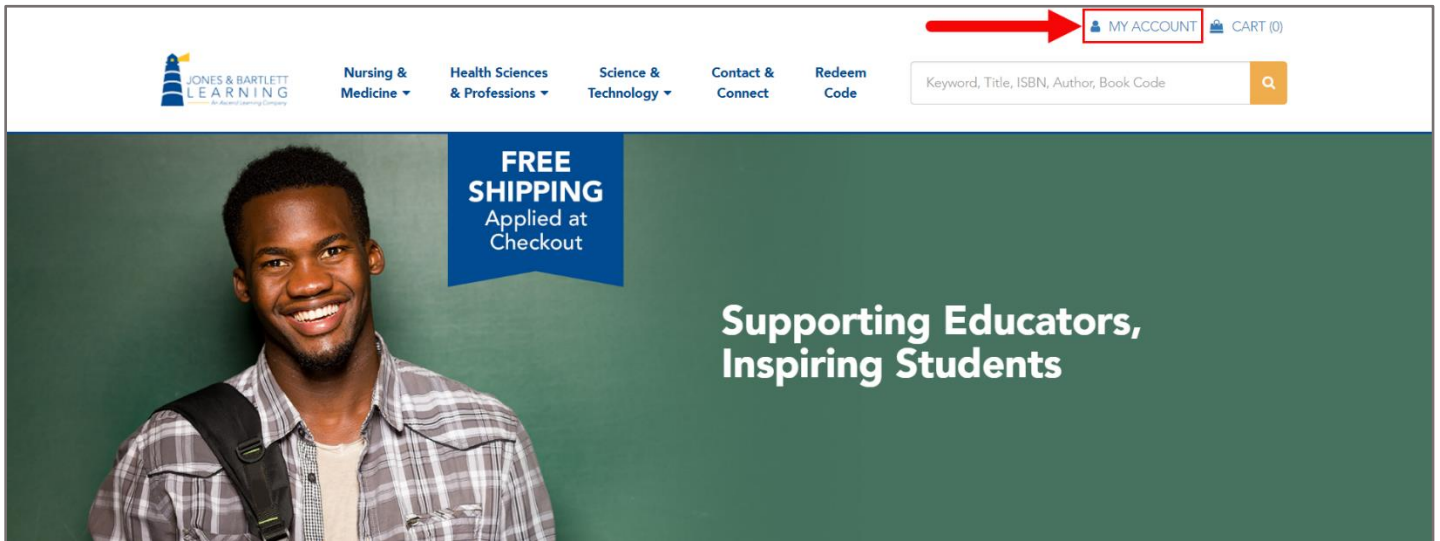


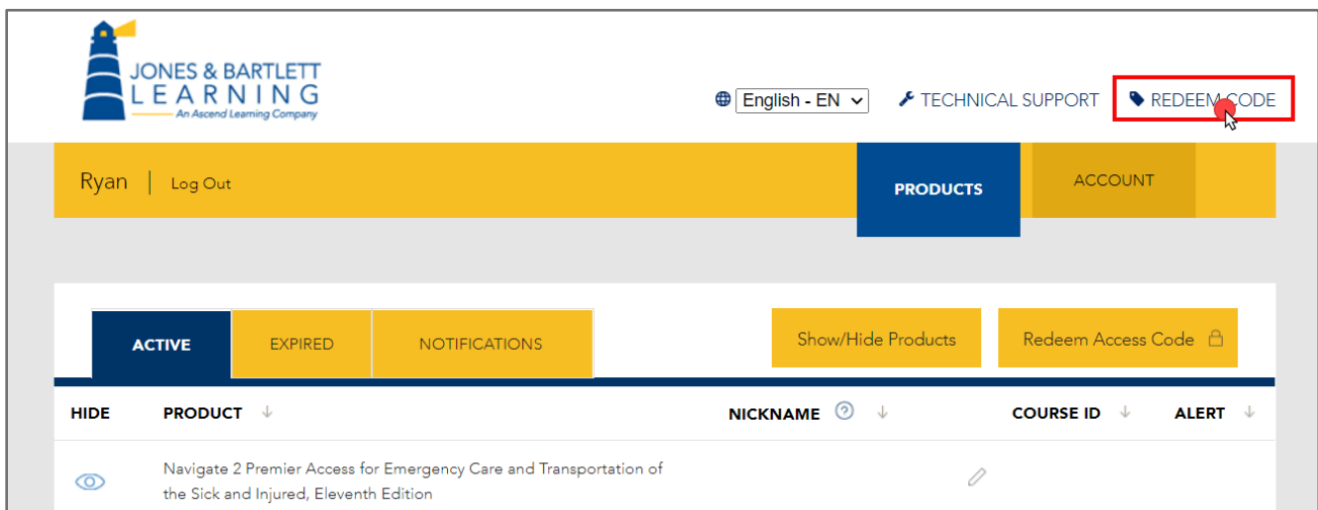
How to Redeem an Access Code within an Existing Account

This document contains instructions for redeeming a Jones & Bartlett Learning access code within an existing User Account online.

1. Begin by navigating to www.jblearning.com. Click on the **My Account** link at the top of the page, and login to your User Account using your current user credentials.

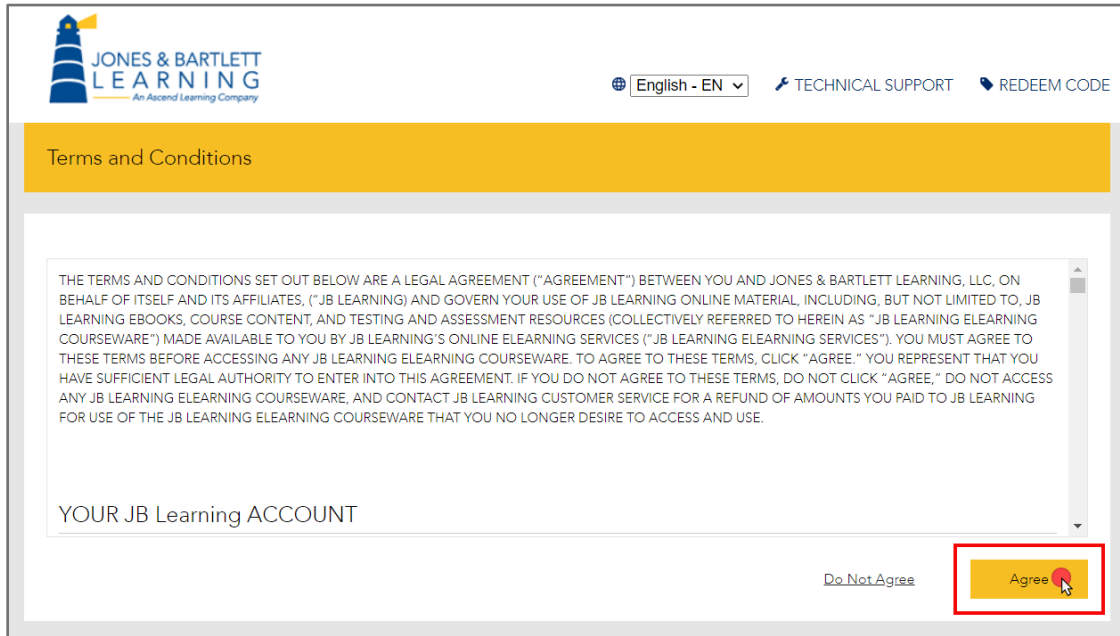


2. Once you have logged into your account, click on the **Redeem Code** option at the top right of the page.

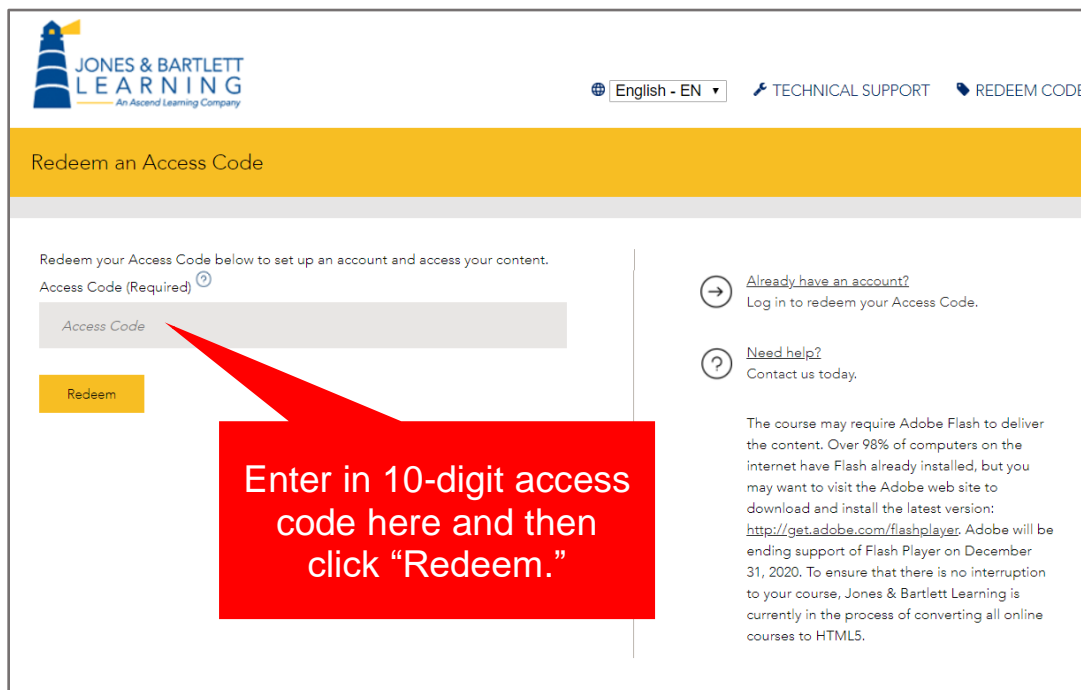


Technical Support: www.jblearning.com/techsupport | support@jblearning.com | 1-978-443-5000 | M-F 8:30am – 8:00pm

3. Proceed by reading the Terms and Conditions page that opens. Scroll down as needed, then click the **Agree** button to continue.



4. The **Redeem an Access Code** page opens where you must enter your 10-digit code in the **Access Code** field, then click the **Redeem** button.



Technical Support: www.jblearning.com/techsupport | support@jblearning.com | 1-978-443-5000 | M-F 8:30am – 8:00pm

5. The code is processed, and a new optional **Course ID** field will open if applicable. Course IDs are required in the event you are enrolling in an instructor-led course.
- If you know your course ID at this time, you may enter it in the **Course ID** field provided.
 - If not, you may leave it blank and click the Continue button as you can enroll in your course ID at any time.
 - If your access code has unlocked multiple products requiring course IDs, this page will not appear, and you will instead be directed to the page in the next step (#6). The option for entering your course IDs is covered in Step 9c of this document.

The screenshot shows a web page titled "Redeem an Access Code". At the top, there is a yellow header with the title. Below it is a green banner with a smiley face icon and the text: "If you have your Course ID enter it now, or leave this field blank and enter it after you have registered." The main content area has a light gray background. On the left, there is a form with two input fields: "Access Code (Required)" containing "1234567890" and "Course ID (Optional)" containing "Course Id". A yellow "Continue" button is below the Course ID field. A red callout box with white text points to the Course ID field, stating: "If applicable, you may enter in your course ID at his time. Course IDs must be retrieved from your instructor. Course IDs can also be added to your product later." On the right side of the form, there are two links: "Already have an account?" with a right arrow icon and "Need help?" with a question mark icon. Below these links is a paragraph of text: "The course may require Adobe Flash to deliver the content. Over 98% of computers on the internet have Flash already installed, but you may want to visit the Adobe web site to download and install the latest version: <http://get.adobe.com/flashplayer>. Adobe will be ending support of Flash Player on December 31, 2020. To ensure that there is no interruption to your course, Jones & Bartlett Learning is currently in the process of converting all online courses to HTML5."

6. Your account's **Products** page will automatically refresh, displaying your new product and Course ID if applicable.

Santi | Log Out LEARNERS **PRODUCTS** RECERT ACCOUNT

ACTIVE EXPIRED NOTIFICATIONS Show/Hide Products Redeem Access Code

HIDE	PRODUCT	NICKNAME	COURSE ID	ALERT
	Navigate 2 Essentials Access for Emergency Care and Transportation of the Sick and Injured, Eleventh Edition		a7223c	

Product name Course ID

7. Click on the product name to open it. This takes you to a launch page for the first time, displaying various options depending on your product type.
 - a. If you are accessing a standalone eBook or self-paced course, or if you previously entered your course ID during registration, you may click the red **LAUNCH** button to begin using your product.

JONES & BARTLETT LEARNING
An Ascend Learning Company

English - EN TECHNICAL SUPPORT REDEEM CODE

Ian | Log Out LEARNERS **PRODUCTS** RECERT ACCOUNT

Navigate 2 Premier Access for Emergency Care and Transportation of the Sick and Injured, Eleventh Edition

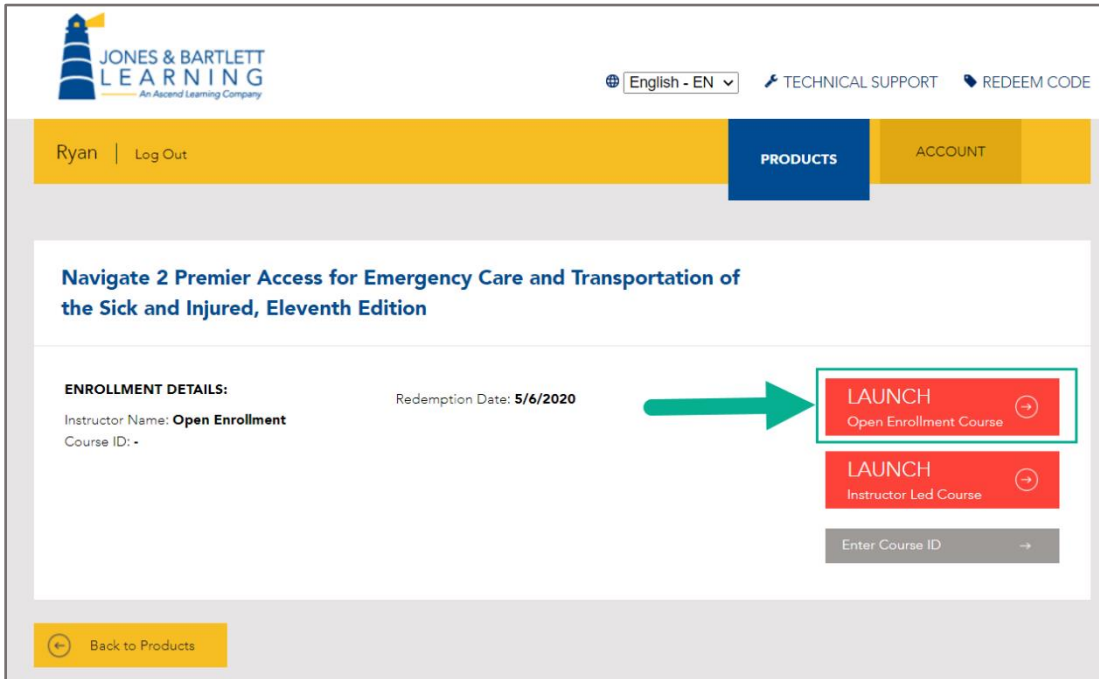
ENROLLMENT DETAILS:
 Instructor Name: Ian Giddings
 Course ID: 22dd77
 Redemption Date: 5/26/2020

LAUNCH →

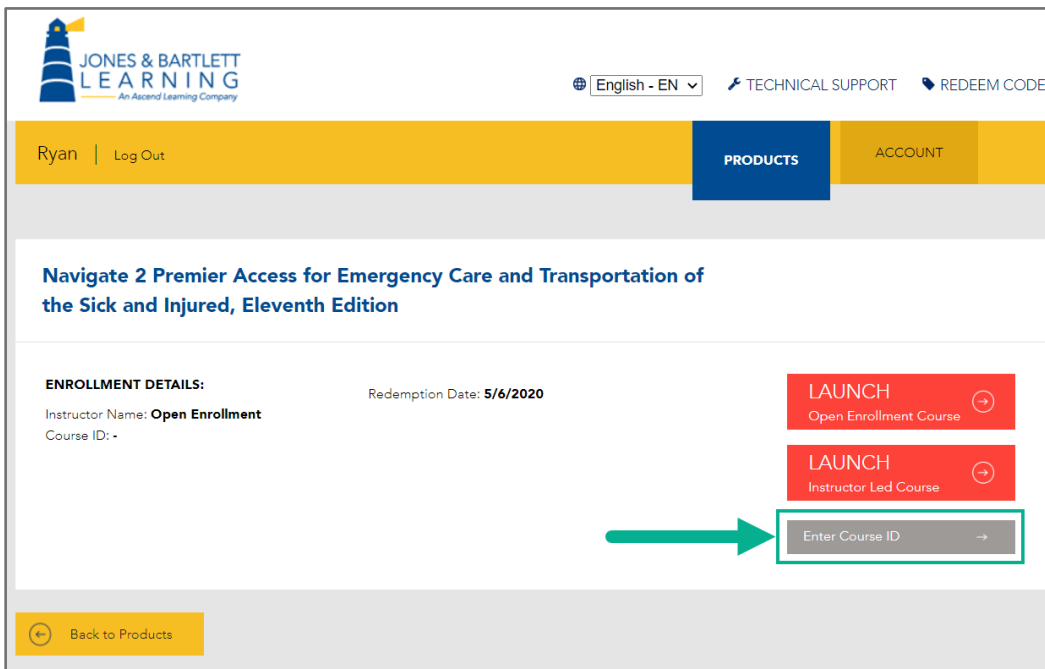
← Back to Products

Technical Support: www.jblearning.com/techsupport | support@jblearning.com | 1-978-443-5000 | M-F 8:30am – 8:00pm

- b. If you are accessing digital content independently and do not need to enroll in an instructor-led course, click the **LAUNCH Open Enrollment Course** button.



- c. If you are enrolling in an instructor-led course and have not yet entered a course ID, you may use the gray **Enter Course ID** button on this page to enter the course ID and enroll in your course. If you don't know your course ID, please consult your instructor or course administrator.



Technical Support: www.jblearning.com/techsupport | support@jblearning.com | 1-978-443-5000 | M-F 8:30am – 8:00pm

Technical Support: www.jblearning.com/techsupport | support@jblearning.com | 1-978-443-5000 | M-F 8:30am – 8:00pm

