

► TASK Check front- and/or rear-cradle (subframe) alignment; determine necessary action.

AST
4E8

MAST
4E8

Time off: _____

Time on: _____

Total time: _____

CDX Tasksheet Number: C795

Vehicle used for this activity:

Year _____ Make _____ Model _____

Odometer _____ VIN _____

1. Following the manufacturer's procedure, check front- and rear-cradle alignment.

a. Manufacturer's specifications:


b. Measured cradle alignment:

2. Determine any necessary action(s):


3. Have your supervisor/instructor verify satisfactory completion of this procedure, any observations found, and any necessary action(s) recommended.

Performance Rating

CDX Tasksheet Number: C795




0




1



2



3



4

Supervisor/instructor signature _____ Date _____