

► TASK Drain and refill differential housing.

MLR
3E3

AST
3E1:3

MAST
3E1:3

CDX Tasksheet Number: C912

Vehicle used for this activity:

Year _____ Make _____ Model _____

Odometer _____ VIN _____

Time off _____

Time on _____

Total time _____

1. Research the following specifications for this vehicle in the appropriate service information.

a. Fluid type: _____

b. Fluid capacity: _____ qt/lit

c. Differential fluid service interval: _____ mi/km

d. How is fluid drained from this differential housing?

2. Safely raise and secure the vehicle on a hoist.

3. Following the specified procedure, drain the fluid from the differential housing. List your observations:

4. Have your supervisor/instructor verify removal of the fluid, and your observations. Supervisor's/instructor initials: _____

5. Replace the drain plug or rear cover making sure the plug or bolts are tightened properly.


6. Fill the differential housing to the proper level with the specified lubricant.

NOTE Some differentials require special additives. Always check the service information to determine the proper fluid or additives.


7. Have your supervisor/instructor verify satisfactory completion of this procedure, any observations found, and any necessary action(s) recommended.

Performance Rating

CDX Tasksheet Number: C912




0




1



2



3



4

Supervisor/instructor signature _____ Date _____

