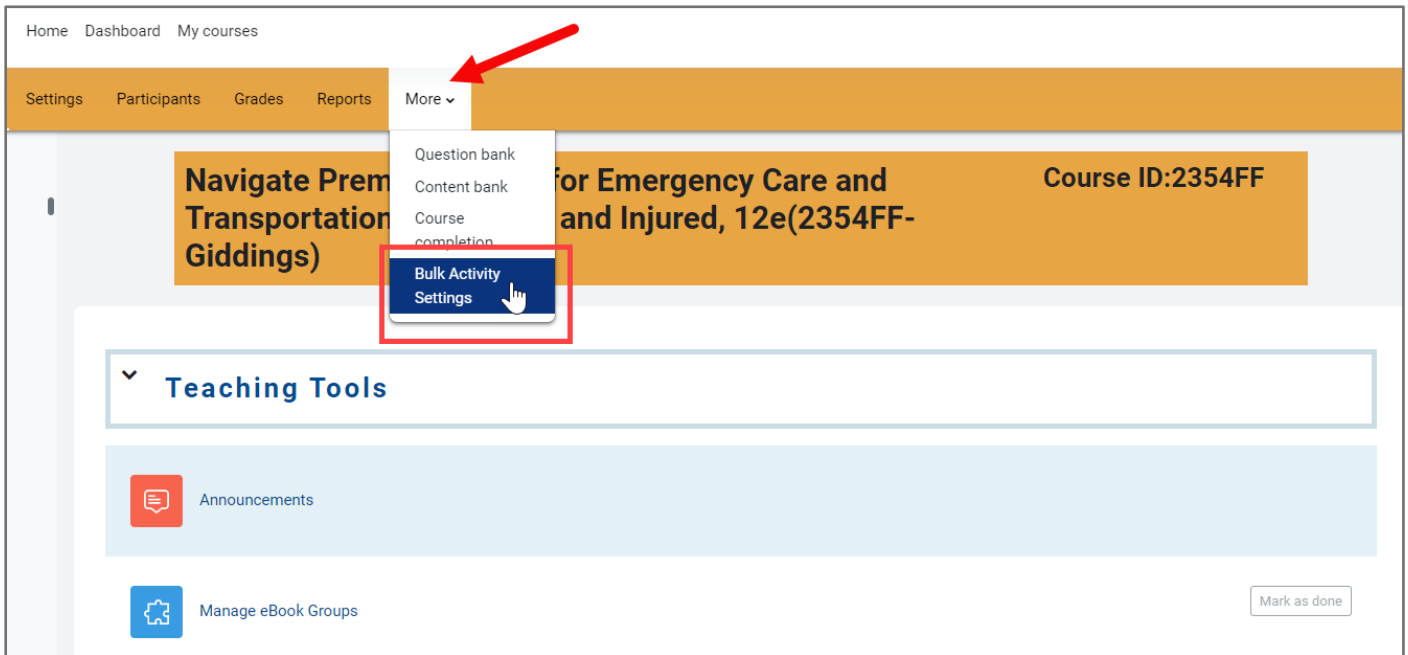


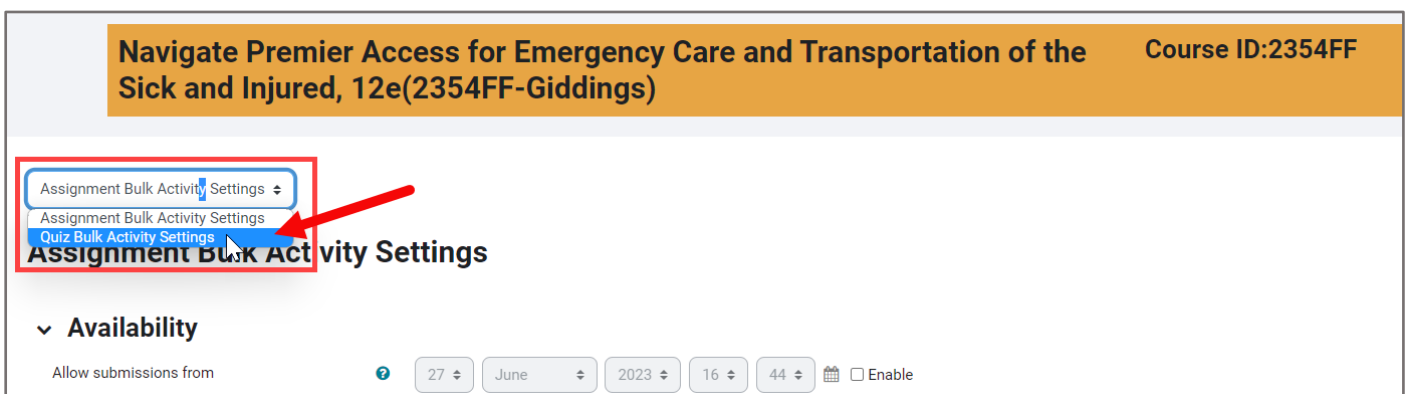
# How to Edit Quiz Activity Settings in Bulk

*This document provides directions for performing bulk edits to key quiz settings across all quiz activities in a course in a single operation.*

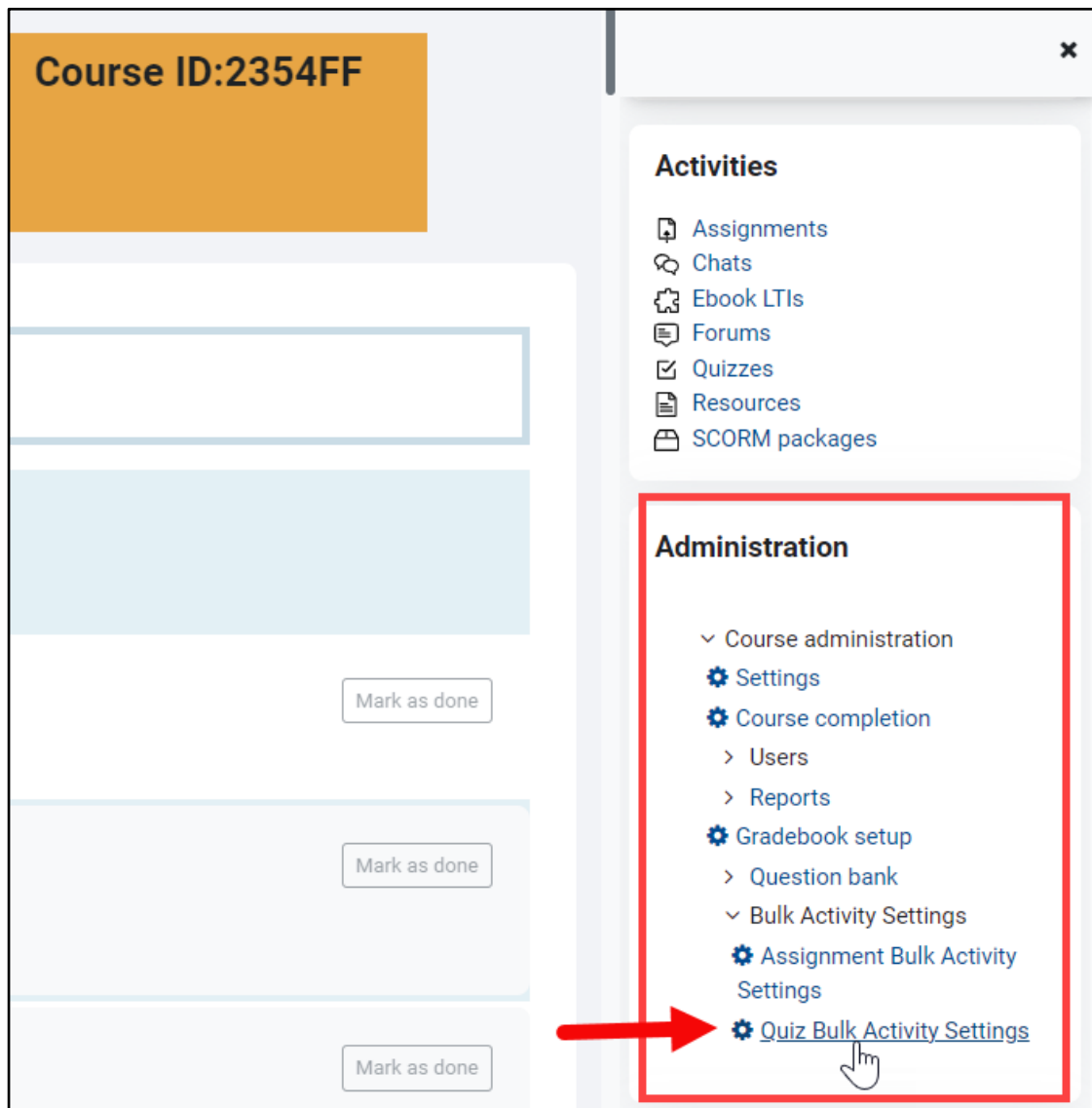
1. In the menu bar at the top of your Navigate course page, click the **More** button, then click **Bulk Activity Settings**.



2. Select the **Quiz Bulk Activity Settings** option from the dropdown menu underneath the course title at the top of the page.



3. Alternatively, you may access the settings through the **Administration** block from the Course Blocks menu to the right of your Navigate course page.



4. On the **Quiz Bulk Activity Settings** page, you have multiple options to apply settings in bulk for up to 5 quizzes at a time. To apply a setting of your choosing, check the **Enable** box immediately to the setting's right and use the respective dropdown menus to select the desired parameters. Note, any setting not 'Enabled' here will not overwrite the respective settings in selected quizzes.

**Quiz Bulk Activity Settings**

▼ **Availability**

Expect completed on  Enable

Open the quiz  Enable

Close the quiz  Enable

Time limit   minutes  Enable

When time expires

Submission grace period   days  Enable

Grade to pass

Attempts allowed

Shuffle within questions

- Expect completed on:** This specifies the date and time the activity is expected to be completed.
- Open the quiz:** Sets a date and time for when students may access the quiz.
- Close the quiz:** Sets a date and time for when students may no longer access the quiz.
- Time limit:** Set a time limit students will be allowed for completing the quiz once opening it.
- When time expires:** You may control what happens if a student fails to submit the quiz before an applied time limit expires. If you choose the “There is a grace period...” option, you must also enable and set a grace period greater than ‘0’ in the **Submission grace period** field.

f. **Grade to pass:** You may set a minimum grade required to pass (*Note: here, grade refers to points, not percentage. By default, all quizzes are assigned 100 points*).

Leaving this field blank will not apply a minimum grade to pass on your quizzes. This field must be greater than '0' to apply a passing grade to your selected quizzes.

g. **Attempts allowed:** You can choose the number of quiz attempts allowed.

h. **Shuffle within questions:** You may choose **Yes** to randomly shuffle the answer choices in each question for each attempt. If you choose **No**, the answer choices will remain in the default sequence.

5. You may also apply **Browser Security** by clicking on **Show More**, then selecting 'Full screen pop-up with some JavaScript security' option in the respective dropdown menu.

Attempts allowed: Unlimited

Shuffle within questions: Yes

Show more...

Show less...

Browser security: Full screen pop-up with some JavaScript security

quizzes

6. Once you have all desired settings set, check the quizzes you wish to apply your settings to in the list below, then click **Save changes**. Quizzes listed here will appear as they are currently named in your course.

quizzes

You can select 5 quizzes at a time.  
You have selected 2 quizzes.

quiz List

- Chapter 4 Quiz
- Chapter 6 Quiz
- Chapter 6 Quiz
- test
- Chapter 2 Quiz
- Chapter 5 Quiz

Save changes

7. **Note:** The page refreshes after saving. Once it refreshes, you may navigate to your applicable quizzes to verify the settings applied.

Technical Support: [www.jblearning.com/techsupport](http://www.jblearning.com/techsupport) | [support@jblearning.com](mailto:support@jblearning.com) | 1-978-443-5000 | M-F 8:30am – 8:00pm

