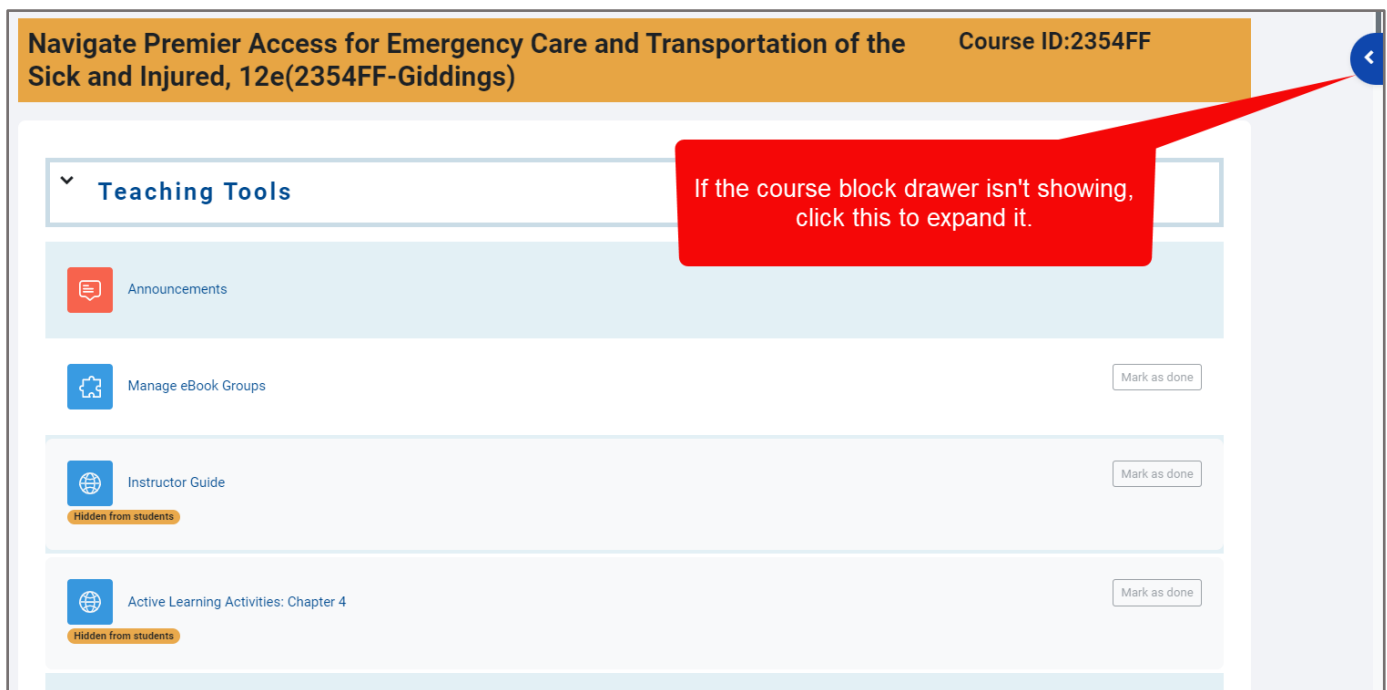


## How to Report Students' Online Course Activity Time

This document provides instructions on how to track students' estimated course activity or engagement time. Engagement time is estimated by capturing the time between two or more consecutive clicks within a defined session of activity. Note, the Student Engagement report is limited to in-course activity only and does not account activity in external course tools or resources, such as the eBook, course media, or TestPrep.

1. From the course homepage, click on the **Student engagement** button from the Course Blocks tab on the right side of the page. Note, this tab will need to be expanded to access the tool.

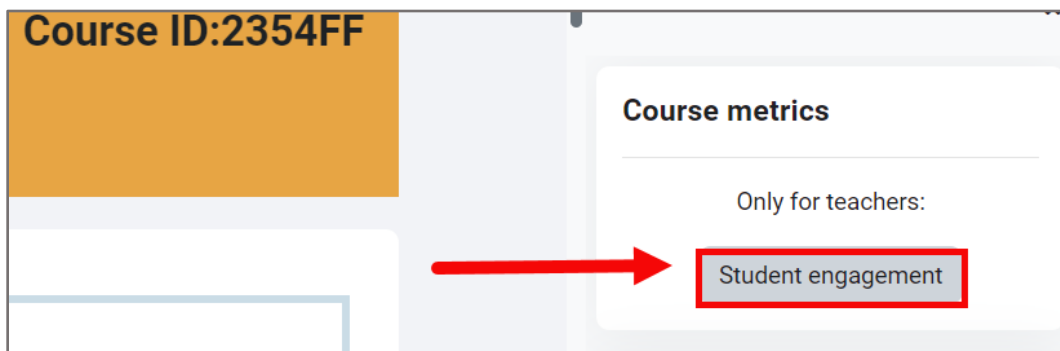


Navigate Premier Access for Emergency Care and Transportation of the Sick and Injured, 12e(2354FF-Giddings) Course ID:2354FF

Teaching Tools

- Announcements
- Manage eBook Groups Mark as done
- Instructor Guide Mark as done  
Hidden from students
- Active Learning Activities: Chapter 4 Mark as done  
Hidden from students

If the course block drawer isn't showing, click this to expand it.



Course ID:2354FF

Course metrics

Only for teachers:

**Student engagement**

Technical Support: [www.jblearning.com/techsupport](http://www.jblearning.com/techsupport) | [support@jblearning.com](mailto:support@jblearning.com) | 1-978-443-5000 | M-F 8:30am – 8:00pm

2. The next page displays the **Course dedication configuration** section, where you may customize the parameters used for capturing your students' time.

### ✓ Course dedication configuration ?

Select the range of dates and the maximum time between clicks of the same session.

Start of the period	?	1	January	2023	00	00	📅
End of the period	?	1	July	2023	00	00	📅
Limit between clicks (in minutes)	?	60					

Calculate

3. **Start of the period** is the date and time you would like to begin capturing student activity, and **End of the period** is the date and time you wish to stop capturing student activity in the report. The period between the two is a window of time in which student cumulative activity will be reported when the report is calculated.

### ✓ Course dedication configuration ?

Select the range of dates and the maximum time between clicks of the same session.

Start of the period	?	1	January	2023	00	00	📅
End of the period	?	1	July	2023	00	00	📅
Limit between clicks (in minutes)	?	60					

Calculate

4. The **Limit between clicks** setting allows you to define individual sessions of online activity in the report.

- For example, if the limit is set to 60 minutes, a student may log into the course to use the Flashcards for 5 minutes and then step away before opening the eBook 40 minutes later. The report will register this as 45 minutes of activity.
- In another example, a student may use Flashcards for 5 minutes, but open the eBook 70 minutes later before opening Chapter Slides 5 minutes after that. In this case, the report will only log the user as being active for 5+ minutes across two separate sessions of activity because the time between the 2<sup>nd</sup> (eBook) and 3<sup>rd</sup> (Slides) clicks were over 60 minutes apart.

### ▼ Course dedication configuration ?

Select the range of dates and the maximum time between clicks of the same session.

Start of the period ? 1 ▾ January ▾ 2023 ▾ 00 ▾ 00 ▾ 📅

End of the period ? 1 ▾ July ▾ 2023 ▾ 00 ▾ 00 ▾ 📅

**Limit between clicks (in minutes) ? 60 ▾**

**Calculate**

5. When satisfied with your settings, click the **Calculate** button to run the report.

### ▼ Course dedication configuration ?

Select the range of dates and the maximum time between clicks of the same session.

Start of the period ? 1 ▾ January ▾ 2023 ▾ 00 ▾ 00 ▾ 📅

End of the period ? 1 ▾ July ▾ 2023 ▾ 00 ▾ 00 ▾ 📅

Limit between clicks (in minutes) ? 60 ▾

**Calculate**

6. The report displays below, revealing the length of time for which you have captured data next to **Elapsed time**, the **Total dedication** time all course participants have been active within the defined period, and the calculated average of activity per person, or **Mean dedication**.

All course members dedication. Click on any name to see a detailed course dedication for it.  
 Period since *Sunday, January 1, 2023, 12:00 AM* to *Saturday, July 1, 2023, 12:00 AM*

**Elapsed time: 180 days 23 hours**  
**Total dedication: 6 hours 10 mins** ←  
**Mean dedication: 46 mins 17.5 secs**

[Download in Excel format](#)

	First name	Last name	Group	Course dedication	Connections per day
HD	Harlan	Demasters		None	0
MG	Madalyn	Gambrel	Example	None	0
OG	Onita	Gaulke	Example	None	0
EG				1 hour 27 mins	0.01
CH	Carole	Hackman		None	0
VL	Velma	Lehn		None	0
EP	Elvis	Peterka		None	0
RP				4 hours 42 mins	0.04

7. Below this section, there is a list of course participants and their individual duration of online activity, or student engagement, within the set time frame. (Note: The screenshot below is from a “demo” course. Real users’ names are hidden).

All course members dedication. Click on any name to see a detailed course dedication for it.

Period since Sunday, January 1, 2023, 12:00 AM to Saturday, July 1, 2023, 12:00 AM

Elapsed time: 180 days 23 hours

Total dedication: 6 hours 10 mins

Mean dedication: 46 mins 17.5 secs

[Download in Excel format](#)

	First name	Last name	Group	Course dedication	Connections per day
HD	Harlan	Demasters		None	0
MG	Madalyn	Gambrel	Example	None	0
OG	Onita	Gaulke	Example	None	0
EG				1 hour 27 mins	0.01
CH	Carole	Hackman		None	0
VL	Velma	Lehn		None	0
EP	Elvis	Peterka		None	0
RP				4 hours 42 mins	0.04

8. You may click on any individual's name to gain further insight into their activity details, including when their activity occurred and the duration of each of their sessions.

Detailed course dedication of **RP**

Period since Sunday, January 1, 2023, 12:00 AM to Saturday, July 1, 2023, 12:00 AM

Elapsed time: 180 days 23 hours

Total dedication: 4 hours 41 mins

Mean dedication: 35 mins 12.38 secs

[Download in Excel format](#)

Session start	Duration	IP
Wednesday, June 14, 2023, 2:01 PM	4 mins 10 secs	10.42.87.64, 10.42.233.192, 10.42.163.128, 10.42.156.64, 10.42.24.192
Thursday, June 15, 2023, 11:09 AM	16 mins 54 secs	10.42.7.0, 10.42.19.64
Friday, June 16, 2023, 2:40 PM	1 hour 11 mins	10.42.66.64, 10.42.86.0, 10.42.208.128, 10.42.117.0, 10.42.184.128, 10.42.157.0, 10.42.233.192, 10.42.180.128, 10.42.194.192, 10.42.220.0, 10.42.207.64, 10.42.156.128, 10.42.0.192, 10.42.7.128
Tuesday, June 20, 2023, 10:19 AM	38 mins 6 secs	10.42.151.192, 10.42.202.64, 10.42.67.128, 10.42.55.0, 10.42.56.128, 10.42.117.0
Wednesday, June 21, 2023, 11:54 AM	1 hour 2 mins	10.42.102.192, 10.42.55.128, 10.42.177.192, 10.42.141.128, 10.42.182.0, 10.42.57.128
Wednesday, June 21, 2023, 3:36 PM	47 mins 3 secs	10.42.15.192, 10.42.19.128, 10.42.87.64, 10.42.169.64, 10.42.239.0, 10.42.243.64, 10.42.78.0, 10.42.253.64, 10.42.99.192, 10.42.19.64, 10.42.141.64, 10.42.227.192, 10.42.108.0, 10.42.146.128
Thursday, June 22, 2023, 9:30 AM	6 mins 56 secs	10.42.130.128, 10.42.250.64
Friday, June 23, 2023, 8:03 AM	34 mins 20 secs	10.42.149.192, 10.42.225.128, 10.42.99.64, 10.42.222.192, 10.42.175.192, 10.182.6.147, 10.42.161.128, 10.42.168.64, 10.42.156.128, 10.42.69.0, 10.42.189.128, 10.42.73.0, 10.42.151.0, 10.42.110.0, 10.42.217.192

9. You may also download the results of your report at any time by clicking the **Download in Excel Format** button.

Technical Support: [www.jblearning.com/techsupport](http://www.jblearning.com/techsupport) | [support@jblearning.com](mailto:support@jblearning.com) | 1-978-443-5000 | M-F 8:30am – 8:00pm




All course members dedication. Click on any name to see a detailed course dedication for it.

Period since Sunday, January 1, 2023, 12:00 AM to Saturday, July 1, 2023, 12:00 AM

Elapsed time: 180 days 23 hours

Total dedication: 6 hours 10 mins

Mean dedication: 46 mins 17.5 secs

 [Download in Excel format](#)

	First name	Last name	Group	Course dedication	Connections per day
HD	Harlan	Demasters		None	0
MG	Madalyn	Gambrel	Example	None	0
OG	Onita	Gaulke	Example	None	0
EG				1 hour 27 mins	0.01
CH	Carole	Hackman		None	0
VL	Velma	Lehn		None	0
EP	Elvis	Peterka		None	0
RP				4 hours 42 mins	0.04

Technical Support: [www.jblearning.com/techsupport](http://www.jblearning.com/techsupport) | [support@jblearning.com](mailto:support@jblearning.com) | 1-978-443-5000 | M-F 8:30am – 8:00pm