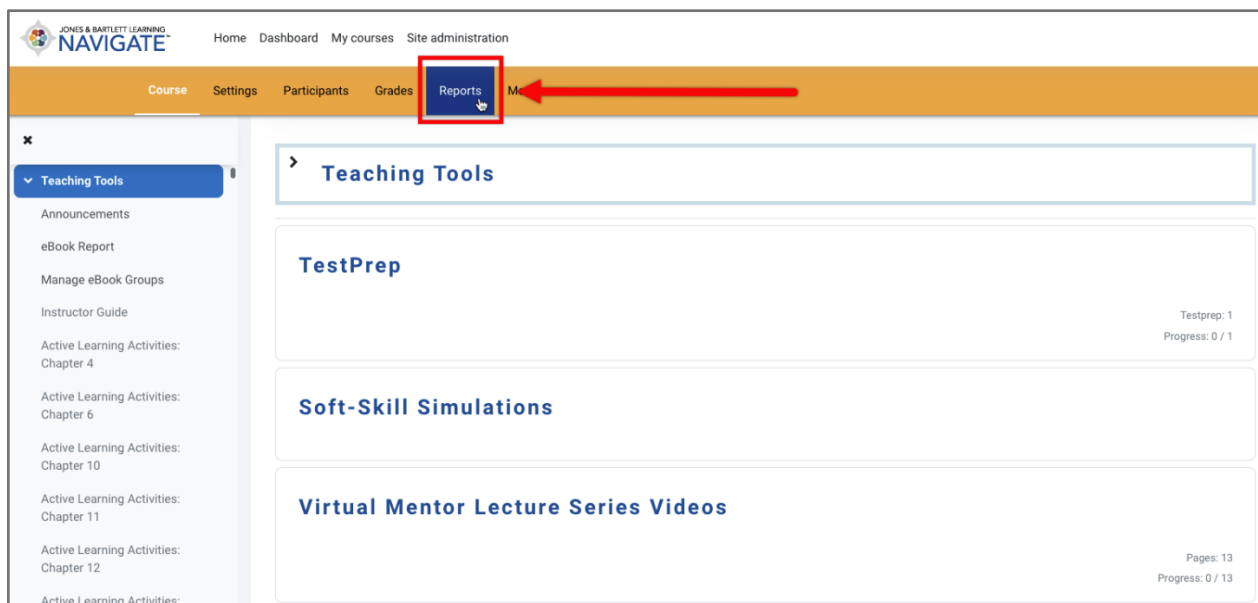


How to Track Individual Student Online Activity

This document provides guidance on using a variety of tools and reports to verify and monitor your student's online activity within the course.

1. Outside of the Gradebook, your primary source of truth for all student online course activity are the course **Logs**. Course logs record individual actions taken by a student within your online course and provides the timing and type of activity. To access these logs, click the **Reports** menu option at the top of any course content page.



2. On the next page, click **Logs**.



3. Use the dropdown menu options at the top of the page as needed to display an activity report filtering the specific results you are searching for.

Choose which logs you want to see:

Premier Access for Emergency Care and Transportation of the Sick and Injured, 12e (Butler Demo) ▾ All participants ▾ All days ▾

All activities ▾ All actions ▾ All sources ▾ All events ▾ ?

Get these logs

4. For example, if you want to see what actions an individual student completed on a given day, select the student's name from the **All participants** dropdown menu. Then use the **All days** menu to limit the log reports for this student to a specific date.

Choose which logs you want to see:

Premier Access for Emergency Care and Transportation of the Sick and Injured, 12e (Butler Demo) ▾ Steve Webster ▾ All days ▾

All activities ▾ All actions ▾ All sources ▾ All events ▾ ?

Get these logs

Today, June 28, 2023 ✓
Tuesday, June 27, 2023
Monday, June 26, 2023
Sunday, June 25, 2023
Saturday, June 24, 2023
Friday, June 23, 2023

5. To view the report based on your filter selections, click the **Get these logs** button.

Choose which logs you want to see:

Premier Access for Emergency Care and Transportation of the Sick and Injured, 12e (Butler Demo) ▾ Steve Webster ▾ Today, June 28, 2023 ▾

All activities ▾ All actions ▾ All sources ▾ All events ▾ ?

Get these logs

6. Course activity logs will display below, revealing details of each applicable action, such as when the action was taken under the **Time** column, the specific resource affected under the **Event context** column, the content type under the **Component** column, and details of what action was taken under the **Event name** and **Description** columns. Your custom activity log reports generated here may be downloaded in a file type of your choosing using the **Download** button at the bottom of the page.

Premier Access for Emergency Care and Transportation of the Sick and Injured, 12e (Butler Demo) Steve Webster Today, June 28, 2023

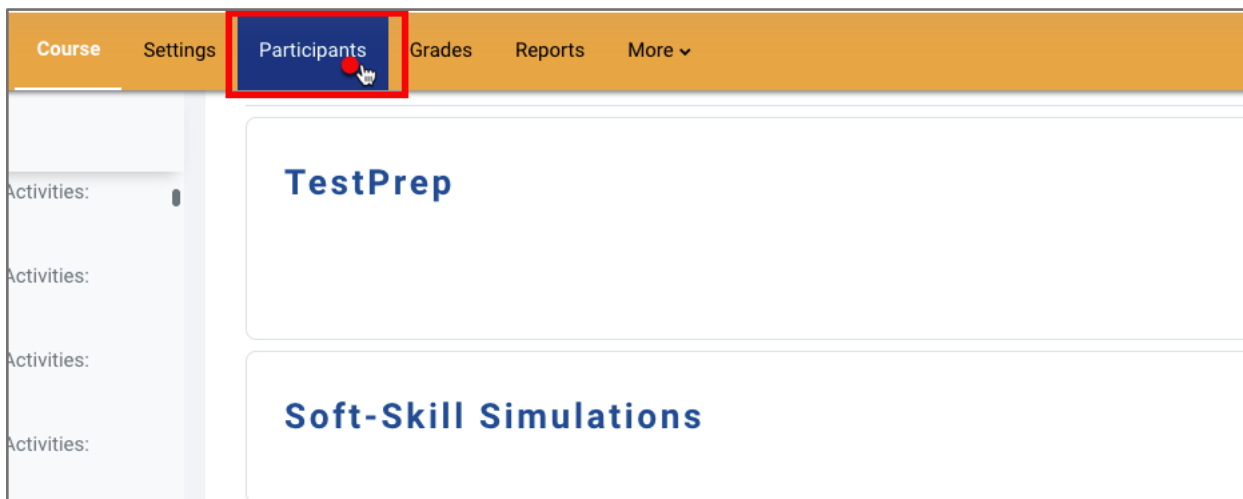
All activities All actions All sources All events

Get these logs

Time	User full name	Affected user	Event context	Component	Event name	Description	Origin	IP address
28 June 2023, 10:37:39 AM	Steve Webster	-	URL: Learning Objectives: Chapter 3	URL	Course module viewed	The user with id '1099346' viewed the 'url' activity with course module id '26706871'.	web	10.42.163.128
28 June 2023, 10:35:00 AM	Steve Webster	-	Course: Premier Access for Emergency Care and Transportation of the Sick and Injured, 12e (Butler Demo)	System	Course viewed	The user with id '1099346' viewed the section number '7' of the course with id '92470'.	web	10.42.163.128
28 June 2023, 10:34:25 AM	Steve Webster	-	Course: Premier Access for Emergency Care and Transportation of the Sick and Injured, 12e (Butler Demo)	System	Course viewed	The user with id '1099346' viewed the course with id '92470'.	web	10.42.163.128
28 June 2023, 10:34:18 AM	Steve Webster	-	Quiz: Chapter 3	Quiz	Course module viewed	The user with id '1099346' viewed the 'quiz' activity with course module id '28233288'.	web	10.42.89.64
28 June 2023, 10:33:52 AM	Steve Webster	-	Course: Premier Access for Emergency Care and Transportation of the Sick and Injured, 12e (Butler Demo)	System	Course viewed	The user with id '1099346' viewed the course with id '92470'.	web	10.42.89.64

Download table data as Comma separated values (.csv) **Download**

7. Additional options for reviewing student activity are individual reports available within their **Profiles**. To find these, click the **Participants** button at the top of the page.



8. Then click on the name of the student for whom you wish to review usage reports.

Enrolled users

Match Any Select

+ Add condition Clear filters Apply filters

21 participants found

First name All A B C D E F G H I J K L M N O P Q R S T U V W X Y Z

Last name All A B C D E F G H I J K L M N O P Q R S T U V W X Y Z

1 2

	First name / Last name	Email address	Roles	Groups	Last access to course	Status
<input type="checkbox"/>	SW Steve Webster			No groups	5 hours 56 mins	Active

9. Under the **Reports** section within the student Profile page, you may choose between either **Today's logs** or **All logs** to review a visual chart that captures the number of student's online course actions for the given day or historically, respectively.

Steve Webster

Send message Add contact

Edit profile

Personal information

Email address:

User details

Edit profile

Email address

Timezone: America/New_York

IsADA

Course details

Course profiles: Premier Access for Emergency Care and Transportation of the Sick and Injured, 12e (Butler Demo)

Reports

Today's logs

All logs

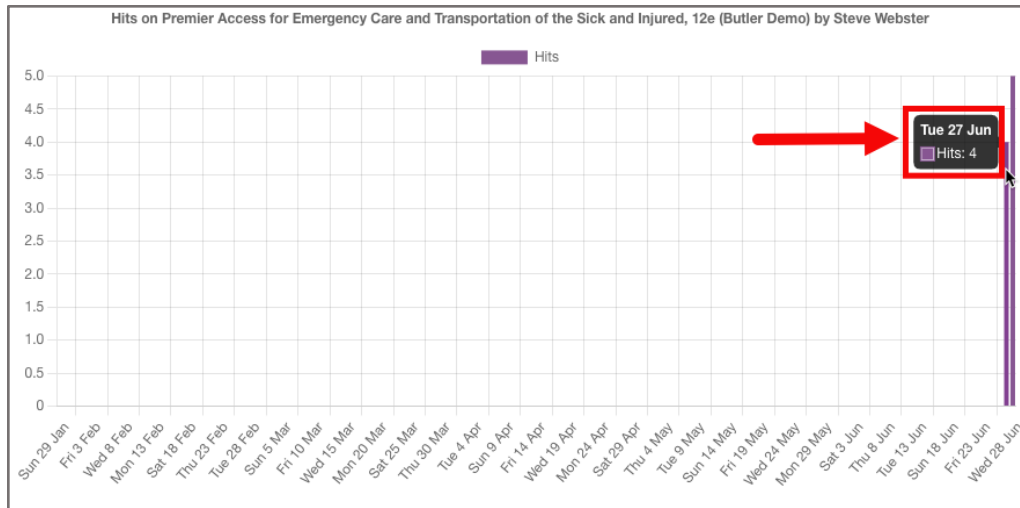
Outline report

Complete report


Grades overview

Grades

10. When viewing either chart, use your mouse to hover over any **Hits** to display the exact number of actions taken by the student online at the given time. This is an easy way to determine how active your student has been in the course and when their activity has occurred.



11. You may click **Show chart data** below the graph to review the data in a report format as needed.



12. Within the Profile **Reports** section, you will also find the **Outline** and **Complete** reports, both of which provide a comprehensive overview of course activities the individual student has completed since enrolling.

Steve Webster

Send message Add contact

Edit profile

Personal information

Email address:

User details

Edit profile

Email address

Timezone
America/New_York

IsADA

Course details

Course profiles
Premier Access for Emergency Care and Transportation of the Sick and Injured, 12e (Butler Demo)

Miscellaneous

- Full profile
- Notes
- Forum posts
- Forum discussions

Reports

- Today's logs
- All logs
- Outline report
- Complete report
- Grades overview
- Grades